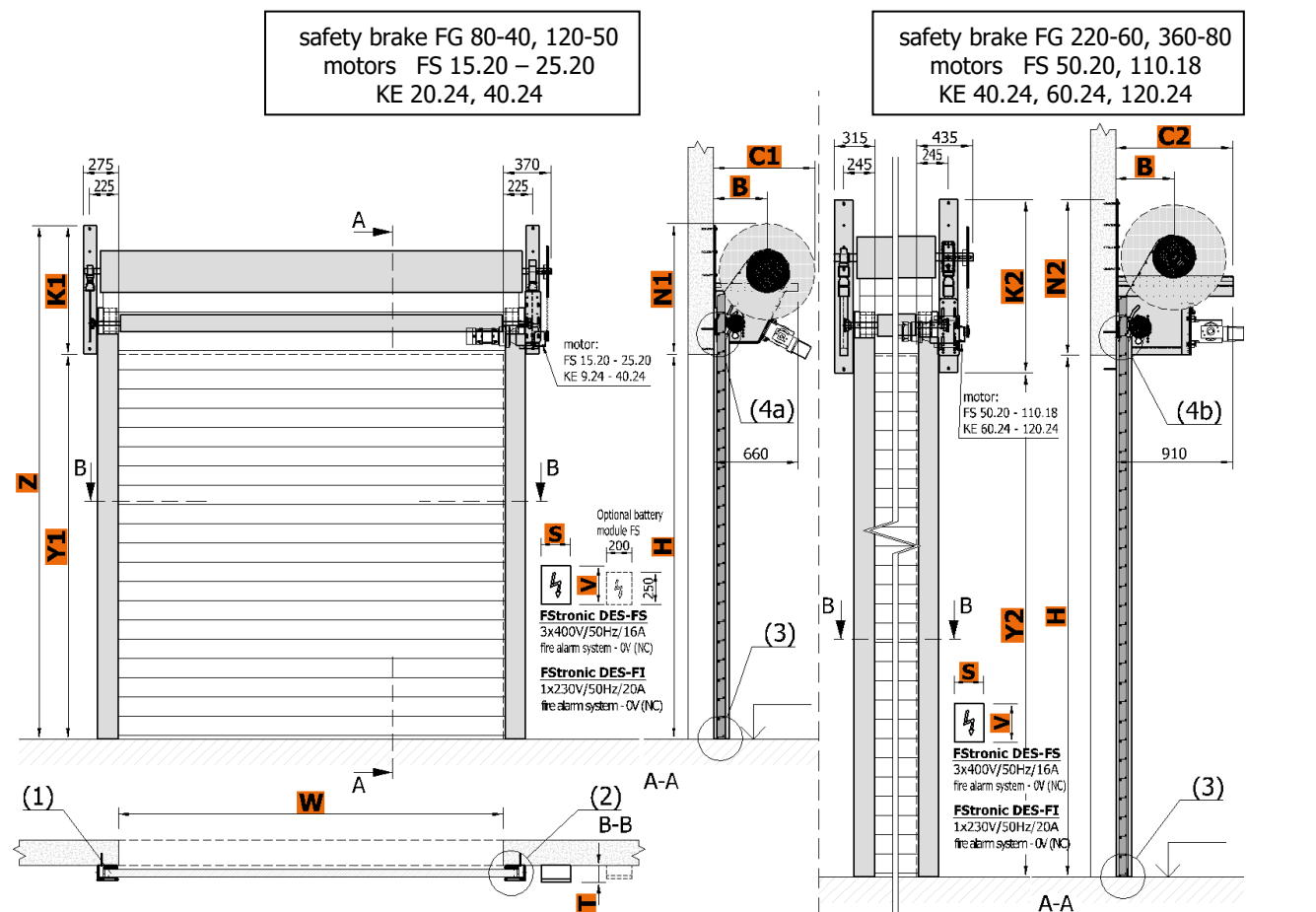




## TECHNICAL DATA SHEET ROLLING FIRE SHUTTERS RGS-120 EI 120

Technical data sheets serve to determine the basic space requirements of rolling fire shutters. Other dimensions or atypical demands can be solved upon request.

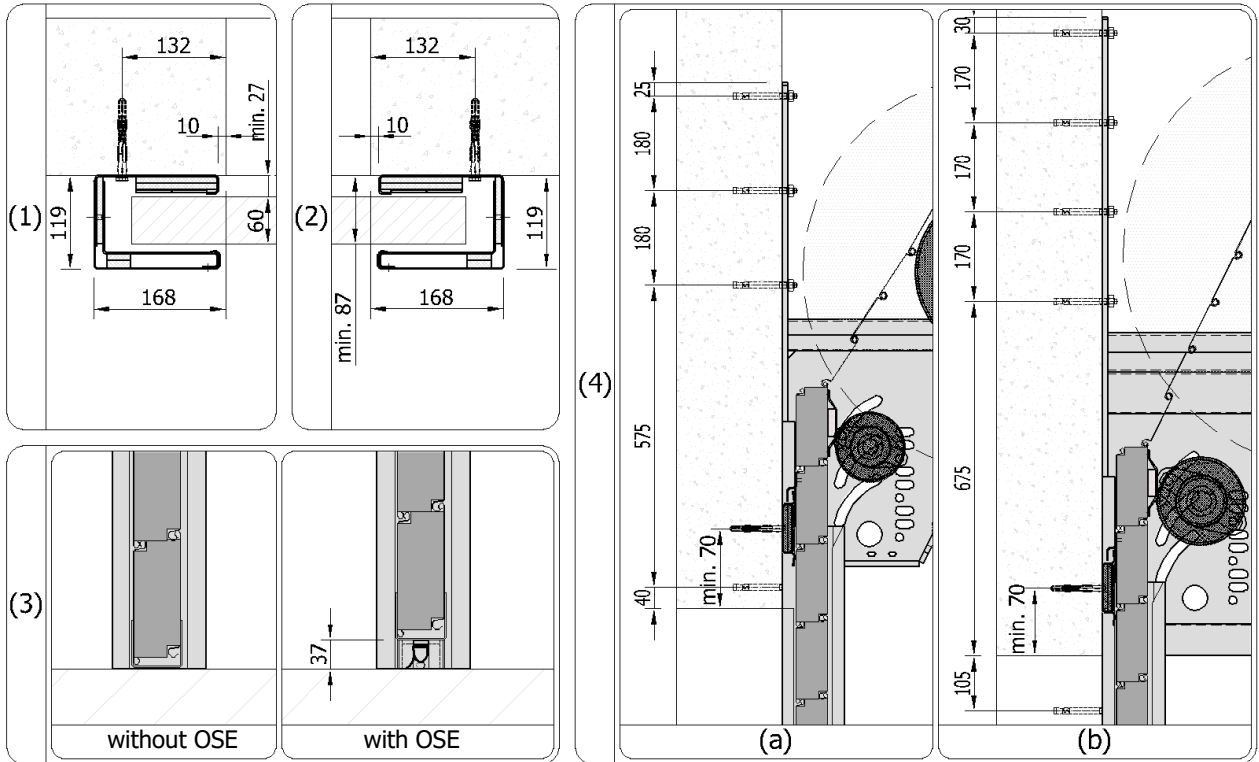
### RGS-120 EI 120



<b>W</b>	opening width [mm]		<b>H</b>	opening height [mm]
<b>N1</b>	minimum height of lintel	= $(C/2-20) + 640$ mm (min. K1)	<b>N2</b>	= $(C/2-20) + 765$ mm (min. K2)
<b>K1</b>	height of bracket	= 1000 mm	<b>K2</b>	= 1350 mm
<b>C1</b>	max. diameter of rolled-up slats	= 710 mm to 980 mm		
<b>C2</b>	max. diameter of rolled-up slats	= 910 mm to 980 mm		
<b>Y1</b>	bracket bottom edge from floor	= H	<b>Y2</b>	= H - 135 mm
<b>Z</b>	minimum overall height of gate	= H + N		
<b>S</b>	width of control box	FS Tronic DES-FS = 230 mm, FS Tronic DES-FI = 400 mm		
<b>V</b>	height of control box	FS Tronic DES-FS = 300 mm, FS Tronic DES-FI = 500 mm		
<b>T</b>	depth of control box	FS Tronic DES-FS = 130 mm, FS Tronic DES-FI = 200 mm		
<b>B</b>	distance of roller axis from wall	= $C/2 + 20$		

Average weight of slats  $m = 41$  kg/m<sup>2</sup>

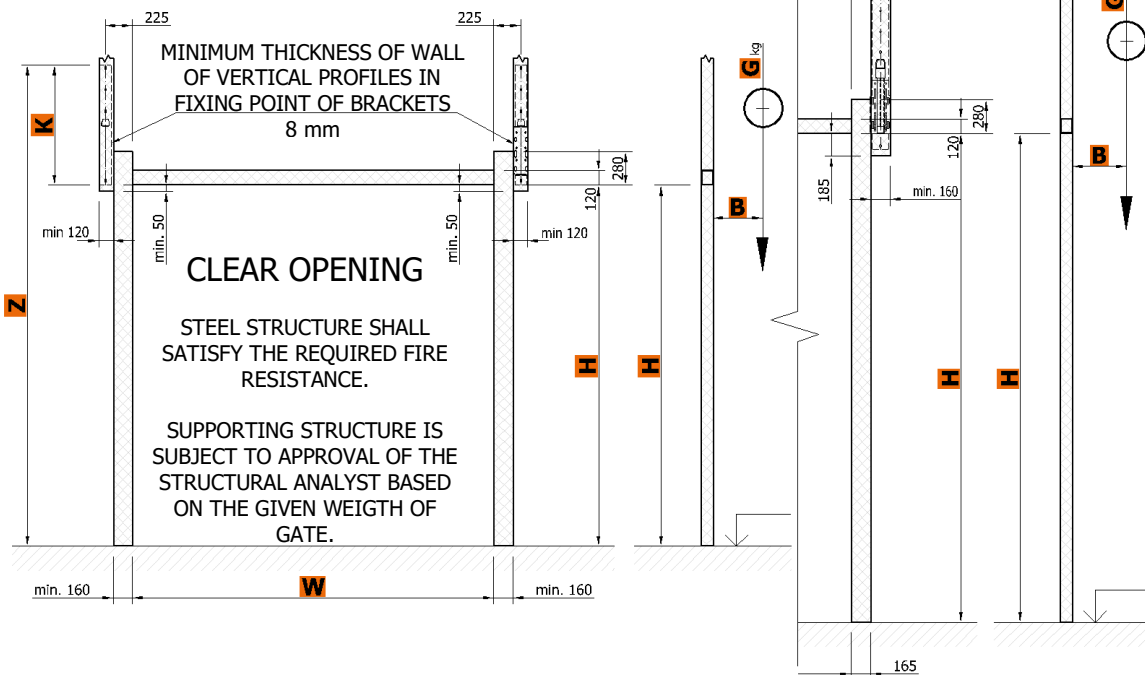
Average weight of main roller with connection slats  $m = 70$  kg/m



## Minimum required dimensions of steel structure

safety brake FG 80-40, 120-50  
motors FS 15.20 – 25.20  
KE 20.24, 40.24

safety brake FG 220-60, 360-80  
motors FS 50.20, 110.18  
KE 40.24, 60.24, 120.24



Construction readiness of the opening is secured by the customer according to the requirements of the contractor and depending on the type of jamb and lintel of the opening.

Anchor brackets can be fixed with anchor bolts (concrete, solid brick), or to anchor targets with bolts through wall (foam silicate, gas silicate or breeze (hollow) blocks), or to prepared steel structure with appropriate fire resistance (plasterboard wall, sandwich panels etc.). It is necessary to respect the flatness of the wall and the floor with a tolerance of max. 3 mm/m. Technical changes reserved.